

Mastering Physics

Account Registration and Logging In

PEARSON

Welcome to MyLab and Mastering from Pearson

For a complete list of programs/titles supported, Click Here.

You will need your access code at this time to complete the registration process.
Sample Code: AAAAAA-BBBBBB-CCCCC-DDDDD-EEEE-FFFF

To begin the registration process, enter the first 6 letters of your access code below.

[Enter Code](#)

Sample code shown above

[Registration Support](#)

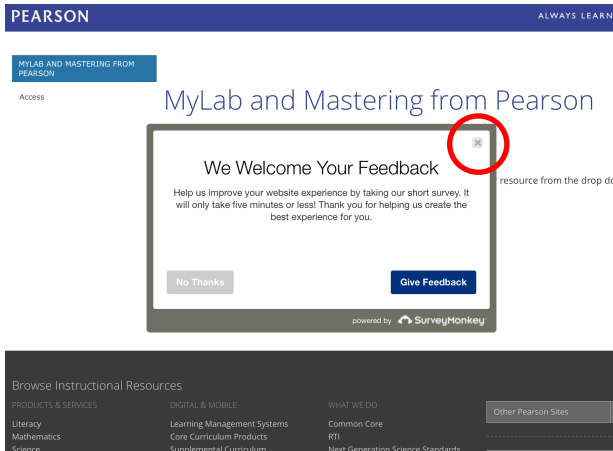
K12customerservice@pearson.com

Get out your iPads and go to
www.PearsonSchool.com/access

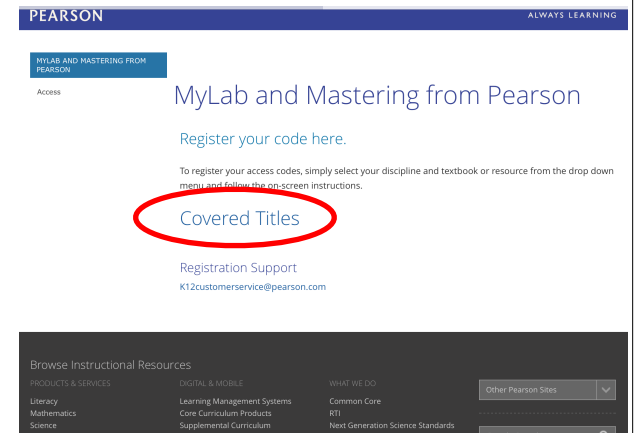
Your screen should look like this.

The first 6 letters of your access code
are: SSNAST

Just exit out of the
feedback request.



Tap on "Covered Titles"



Tap "Science."

PEARSON ALWAYS LEARNING

MYLAB AND MASTERING FROM PEARSON

Access

MyLab and Mastering from Pearson

Register your code here.

To register your access codes, simply select your discipline and textbook or resource from the drop down menu and follow the on-screen instructions.

Covered Titles

- Social Studies
- Science**
- Arts & Humanities
- Language Arts
- World Languages
- Career & Technical Education

Registration Support

Tap on the title of our book, which is

Periods 3/6:
Hewitt, Conceptual Physics
12e.

Period 4 and 5:
Knight College Physics, 3e

iPad 8:11 PM pearsonschool.com 80%

Science

- Audesirk, Biology: Life on Earth with Physiology, 10e MasteringBiology
- Audesirk, Biology: Life on Earth with Physiology 9e MasteringBiology (For 8e & 9e users)
- Bennett, The Essential Cosmic Perspective 7e MasteringAstronomy (For 3e users)
- Brown/Lemay, Chemistry: The Central Science 13e MasteringChemistry
- Brown/Lemay, Chemistry: The Central Science 12e MasteringChemistry
- Brown/Lemay, Chemistry: The Central Science 11e MasteringChemistry (For 10e & 11e users)
- Campbell Biology in Focus (Urly) 1e AP® Edition MasteringBiology
- Campbell, Biology 10e AP® Edition MasteringBiology
- Campbell, Biology 9e AP® Edition MasteringBiology
- Campbell, Biology 8e MasteringBiology (For 5e-8e users)
- Campbell/Reece, Campbell Biology: Concepts & Connections 8e (MasteringBiology® Access)
- Reece et al., Campbell Biology: Concepts & Connections 7e MasteringBiology (For 5e-7e users)
- Chaisson, Astronomy Today 8e MasteringAstronomy
- Chaisson, Astronomy Today 7e MasteringAstronomy (For 6e & 7e users)
- Etkina, College Physics, 1e MasteringPhysics
- Giancoli, Physics: Principles with Applications 7e MasteringPhysics
- Hewitt, Conceptual Physics 12e MasteringPhysics**
- Hewitt, Conceptual Physics 11e MasteringPhysics (For 9e-11e users)
- Hewitt, Conceptual Physical Science: Explorations Media Update/2e (For 1e & 2e Media Update users)
- Hewitt, Conceptual Integrated Science: Explorations 1e

Provided you tapped on the correct book, you should see this.

If your screen looks like this, tap on "Student Registration."

iPad 8:11 PM pearsonschool.com 80%

- Reece et al., Campbell Biology: Concepts & Connections 7e MasteringBiology (For 5e-7e users)
- Chaisson, Astronomy Today 8e MasteringAstronomy
- Chaisson, Astronomy Today 7e MasteringAstronomy (For 6e & 7e users)
- Etkina, College Physics, 1e MasteringPhysics
- Giancoli, Physics: Principles with Applications 7e MasteringPhysics
- Hewitt, Conceptual Physics 12e MasteringPhysics
- Hewitt, Conceptual Physics 12e MasteringPhysics**
- 12e (MasteringPhysics® Access)

Does the above information exactly describe the textbook you are using?

If YES, proceed with the Web site registration process by clicking on the appropriate link below. Please have your access code ready, as you will need it in the next step of the process.

- Student Registration**

If NO, this service is currently not available with your textbook.

- Hewitt, Conceptual Physics 11e MasteringPhysics (For 9e-11e users)
- Hewitt, Conceptual Physical Science: Explorations Media Update/2e (For 1e & 2e Media Update users)
- Hewitt, Conceptual Integrated Science: Explorations 1e
- Hewitt, Conceptual Integrated Science 2e Mastering Physics (For 1e Media Update & 2e users)
- Knight: Physics For Scientists & Engineers: A Strategic Approach with Modern Physics 3e MasteringPhysics
- Knight/Jones/Field, College Physics: A Strategic Approach 3e MasteringPhysics

Scroll down to the bottom of the EULA and agree.

PEARSON

License Agreement and Privacy Policy

By registering to use a Pearson Education online learning system, I certify that I have read and agree to the **Pearson License Agreement** and the **Pearson Privacy Policy**.

I understand that my personal information may be stored in and/or accessed from jurisdictions outside of my resident country. I consent to this storage and/or access.

The personal information that I use with a Pearson Education online learning system can include my name and contact information, my answers to questions that are part of the course, my marks on tests or other course requirements, and any comments about me made by my instructor.

Privacy Policy

Pearson Education Privacy Statement

Pearson Education ("Pearson") recognizes the importance of protecting the privacy of Personally Identifiable Information about you as a user of our online learning applications, websites and educational evaluation tools ("applications"). Follows is an overview of Pearson's Privacy Policy which is wholly contained within the **Pearson End-User License and Privacy Agreement** to which end users consent when registering for a Pearson application.

Information considered by Pearson to be Personally Identifiable Information ("PII") is: your full name, address, email address, username and password, phone number, and credit or debit card information. The name of the school you attend or your workplace, date of birth, personal interests, and grade information is also considered personally identifiable information when combined with PII.

PII may be used by Pearson to facilitate subscription processing, validate access rights upon login and provide a personalized user experience, and help us improve our products. It will be treated confidentially within Pearson.

Pearson policy is not to share PII with third parties without your consent except as expressly stated herein, however, we may share this information with Pearson affiliated companies for the purpose of supporting the application.

Pearson may use PII to market (i.e. contact users for participation in focus groups, seminars, or product reviews, or provide information on complimentary or upgrade products) only to users ages 13 and above who have opted in to

You may already have a Pearson Education account. If not, you can create one now.

Your access code is either:

- 1) SSNAST-SWANK-DHOBI-DOUGH-TRAWL-PRISE or
- 2) SSNAST-JAHID-DHOBI-DOUGH-FIERI-VIRES

PEARSON Steps to Register

Access Information

Do you have a Pearson Education account?

☐ Yes

☐ No

[Not sure if you have an account?](#)

Access Code

Enter your access code.

Access Code

Example: SIMPLE-FRILL-TONLE-WEIRS-CHOIR-FLEES

Cancel Next

Enter your email address as your login name and choose a password.

Your access code is on the white board.

Then tap Next.

PEARSON Steps to Register

Access Information

Do you have a Pearson Education account?

☐ Yes

☒ No

Create a Login Name

YourEmailAddress@gmail.co

Create a Password

Re-type Your Password

Example: SIMPLE-FRILL-TONLE-WEIRS-CHOIR-FLEES

Cancel Next

Enter your name and email address again.

Select "United States" for the country.

PEARSON Steps to Register

Account Information

Student access to MasteringPhysics for Hewitt, Conceptual Physics, 12e with Pearson eText

Personal Information

First Name

Last Name

Email Address

School Location

School Country

United States

Security Question

Cancel Next

When you choose "United States," fields for Postal Code and School appear.

Enter 98133 for the Postal Code, and then choose "Other" from the list of schools.

PEARSON Steps to Register

Account Information

School Location

School Country

United States

School Zip or Postal Code

98133

School Name

SEATTLE COMM COLL-SOUTH

SEATTLE MESSAGE SCHOOL

SEATTLE PACIFIC UNIVERSITY

SEATTLE UNIVERSITY

SEATTLE VOCATIONAL INST

SHORELINE CMY COLLEGE

UNIVERSITY OF PHOENIX - SEATTLE

UNIVERSITY OF WASHINGTON

WASHINGTON ACAD OF LANGUAGE

WESTERN WASHINGTON UNIV

Other

Cancel Next

Fill in Other School Name and School City, and select State.

Then choose a security question and answer.

Then tap Next.

The screenshot shows a registration form for Pearson. The 'School Location' section includes fields for 'School Country' (United States), 'School Zip or Postal Code' (98133), 'School Name' (Other), 'Other School Name' (Shorewood High School), 'School City' (Shoreline), and 'School State' (Washington). Below this is the 'Security Question' section with a dropdown for 'Security Question' and a text field for 'Your Answer'. At the bottom, there is a checkbox for 'May we contact you?' and a 'Next' button circled in red.

Tap Log In Now.

The screenshot shows the 'Confirmation & Summary' page. It includes a 'Log In Now' button circled in red. Below the button, there is a table with account information: Role: Student, Account ID: 72214272, Order ID: 162368243, Section or Module: MasteringPhysics for Hewitt, Conceptual Physics, 12e, Login Name: bryan.cutler@shorelineschools.org. There is also a section for 'About Your Transaction' with transaction details.

Tap Yes, and then enter your Course ID.

Periods 3: MPBAGLEY41173
Period 4: MPBAGLEY84930
Period 5: MPBAGLEY94519
Period 6: MPBAGLEY73486
Tap Continue.

The screenshot shows the 'MasteringPhysics' welcome screen. It includes a 'Join Your Online Course' section with a question 'Did you receive a Course ID from your instructor?' and a 'Continue' button. Below this, there is a text field for 'Please enter the Course ID provided by your instructor:'.

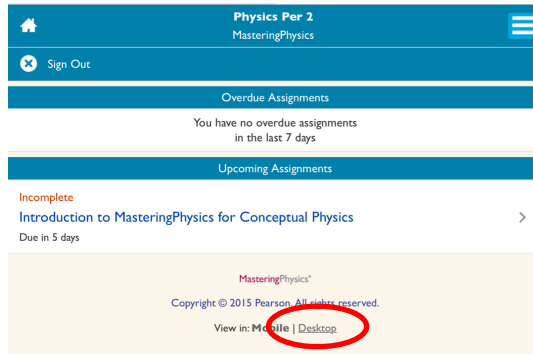
And finally, enter your Student ID and tap Continue.

The screenshot shows the 'MasteringPhysics' welcome screen. It includes a 'Your Student ID' section with a text field for 'Please enter your Student ID:' and a 'Continue' button. Below this, there is a text field for 'Please use Student ID:'.

Bookmark this page.

When visiting this page, be sure to shift to the Desktop view by tapping the button at the bottom of the page.

The Mobile view does not offer all of the options.



It will look like this the next time you login.

